

GOVERNMENT OF RAJASTHAN
DEPARTMENT OF PERSONNEL (A-1)

No F. 3/1(1)Pers/A-1/2004

Jaipur, dated: E-signed date

All AIS officers of Rajasthan Cadre

Subject:- Registration under Unified Pension System (UPS) for New Recruits and Migration from NPS to UPS- regarding.

Sir/Madam,

I am directed to enclose herewith a copy of letter No. PFRDA/17/08/11/0029/2017-SUP-SG dated 23.06.2025, received from the Pension Fund Regulatory and Development Authority (PFRDA), regarding the implementation of the Unified Pension System (UPS).

As per the said communication, newly recruited officers may register under the UPS by submitting **Form A1 (Copy enclosed)**, whereas existing officers wishing to migrate from the NPS to UPS may do so by submitting **Form A2 (Copy enclosed)**.

In this connection, it is also pertinent to mention that the Standard Operating Procedure (SOP) for migration from NPS to UPS has been issued by Protean eGov Technologies Limited. A copy of the SOP is enclosed for ready reference.

All concerned officers are accordingly requested to take necessary action and submit the requisite physical forms, as applicable, in accordance with the guidelines issued by the PFRDA and the aforementioned SOP.

Encl: As above.

Yours faithfully,

(Dr. Dheeraj Kumar Singh)
Joint Secretary to Government

RajKaj Ref No.:
16356285
eSign DSC

Document certified by DHEERAJ KUMAR
SINGH <dk.singh2020@jsgov.in>.
Digitally Signed by DHEERAJ
KUMAR SINGH
Designation: Joint Secretary To
Government
Date :11-07-2025 02:05:26

UNIFIED PENSION SCHEME (UPS) - SUBSCRIBER REGISTRATION FORM - Government Sector**Exercise of Option to be covered under Unified Pension Scheme (UPS) and to avail its Benefits****Protean eGov Technologies Limited (formerly NSDL e- Governance Infrastructure Ltd.)**Paste
recent
photograph of
3.5 cm x 2.5 cm size /
passport size

Print my PRAN in Hindi

☐ Yes☐ No

If yes, please submit details as per Annexure I

Select your category [Please tick (✓)]

☐

Central Government

To,
National Pension System Trust
Dear Sir/Madam,

I, _____ Son/Daughter of Mr/Mrs. _____ having
joined Central Government service on _____ and having read and fully understood the provisions of the Unified Pension
Scheme (UPS) as notified by the Central Government vide notification F. No. FX-1/3/2024-PR, dated 24/01/2025 and PFRDA (Operationalisation of Unified
Pension Scheme under National Pension System) Regulations, 2025, as amended from time to time, and being eligible to opt for Unified Pension Scheme;
do hereby exercise the option to be covered under Unified Pension Scheme (UPS). Further, I hereby acknowledge that this option exercised by me, shall be
final and irrevocable. I hereby request that an UPS account be opened in my name as per the particulars given below:

* indicates mandatory fields. Please fill the form in English and BLOCK letters (Refer general guidelines at instructions page.)

1. PERSONAL DETAILS: (Refer Sr. No. 1 of the instructions)

Use Annexure II if name exceeds the space provided below

Salutation*

☐

Shri

☐

Smt.

☐

Kumari

Applicant Name*

Father's Name

Mother's Name

Orphan Status*

☐

Yes

☐

No

Either Father's or Mother's name is mandatory*

Select the name to appear on PRAN Card*

Father's Name

Mother's Name

Date of Birth*

Place of Birth*

Country of Birth*

PAN*

Nationality*

Applicant Gender*

☐

Male

☐

Female

☐

Transgender

Marital Status*

☐

Unmarried

Married

Legally wedded Spouse Gender (if married)*

☐

Male

☐

Female

☐

Transgender

Legally wedded Spouse DOB (if married)*

Legally wedded Spouse Name (if married)*

Income Range (per annum)*

☐

Below 1 lac

☐

1 lac to 5 lac

☐

5 lac to 10 lac

☐

10 lac to 25 lac

☐

25 lac to 1 Cr

☐

Above 1 Cr

Please Tick if Applicable

☐

Politically exposed person

☐

Related to Politically exposed person

(Refer instruction no. 1)

2. PROOF OF IDENTITY and ADDRESS (POI / POA)* (Any one of the following to be submitted)

Passport

Passport Expiry Date

Driving License

Driving License Expiry Date

Government ID Card

Voter ID Card

CKYC Number

National Population Register

Proof of possession of Aadhaar

Provide last Four Digits. Redact or black-out first 8 digits of the Aadhaar number on submitted copy (Refer Sr. No. 2 of the instruction)

3. ADDRESS DETAILS*

Line 1

Line 2

District

State/U.T.

Country

PIN Code

4. CONTACT DETAILS*

Mobile*

Telephone with STD code

Email ID*

5. BANK DETAILS* (Proof to be submitted - Refer Sr. No. 3 of the instructions)

Account Type

☐

Saving A/c

☐

Current A/c

Bank A/c Number

Bank Name

IFS Code

I hereby declare that, the bank account detail provided are salary bank account.

6. SELECTION OF PENSION FUND (PF) AND INVESTMENT CHOICE* (Refer Sr no. 4 of the instructions)**Default Pattern (Pension Funds and Investment Pattern as determined by the Authority)**

Please Tick (✓) one

I would like to choose my Pension Fund and investment choice (Please select below)

Pension Fund (Please Tick (✓) one)		Investment Choice (Please Tick (✓) one)	
Aditya Birla Sunlife Pension Mgmt Ltd	Axis Pension Fund Management Limited	Active Choice (i.e. 100% in Govt Securities)	<input type="checkbox"/>
DSP Pension Fund Managers Private Ltd	HDFC Pension Fund Mgmt Ltd	Or	
ICICI Prudential Pension Funds Mgmt Co Ltd	Kotak Mahindra Pension Fund Ltd	Auto Choice	<input type="checkbox"/>
LIC Pension Fund Limited	TATA Pension Management Private Limited	Conservative (LC25)	<input type="checkbox"/>
SBI Pension Funds Private Limited	UTI Pension Fund Limited	Moderate (LC50)	<input type="checkbox"/>

If no Pattern is chosen, the contributions will be invested as per default Pattern

7. FATCA* (Foreign Account Tax Compliance Act) & CRS DECLARATION (Refer Sr no. 5 of the instruction):

I am a tax resident of India and not resident of any other country I am a tax resident of the country/ies mentioned below

US Person Yes No

Particulars		Country (1)	Country (2)	Country (3)
Country/countries of Tax Residency				
Address in the jurisdiction for Tax Residence	Address Line 1			
	City/Town/Village			
	State			
	ZIP/Post Code			
Tax Identification Number (TIN)/Functional equivalent Number				
TIN/ Functional equivalent Number Issuing Country				
Validity of documentary evidence provided (Wherever applicable)				

I have understood the information requirement of the Form (read along with the FATCA / CRS Instructions and Terms & Conditions) and hereby confirm that the information provided by me/us on this Form is true, correct and complete and hereby accept the same.

Signature / Thumb Impression* of Applicant (refer instructions)

8. DECLARATION BY APPLICANT* (Refer Sr no. 6 of the instructions)

I have read and understood the terms and conditions of the Unified Pension Scheme (UPS). The information and documents furnished by me are true and correct, to the best of my knowledge. Any changes in the information furnished by me shall be informed to CRA / NPS Trust. I understand that I shall be fully liable for submission of any false or incorrect information or documents.

I authorize the CRA, NPS Trust or any other entity connected with UPS to collect and share data/ details of my necessary personal information for the purpose of the said scheme regulated under the PFRDA Act, 2013 and the relevant regulations notified thereunder.

Declaration under the Prevention of Money Laundering Act, 2002

I hereby declare that the contribution paid by me/on my behalf has been derived from legally declared and assessed sources of income. I understand that NPS Trust has the right to peruse my financial profile or share the information, with other government authorities. I further agree that NPS Trust has the right to close my PRAN in case I am found violating the provisions of any law relating to prevention of money laundering.

Date: Place:

Signature / Thumb Impression* of Applicant
(*LTI in case of males and RTI in case of females to be provided. Toe impression in case no hands)

9. DECLARATION BY NODAL OFFICER (All * Mark field are Mandatory)**Employment Details** (At the time of exercise of UPS option)

Date of Joining*	<input type="text"/>	Date of Superannuation*	<input type="text"/>
Date of Commencement of qualifying service*	<input type="text"/>		
Employee Code/ID*	<input type="text"/>		
Post (Optional)	<input type="text"/>		
Group (Optional)	<input type="checkbox"/> A <input type="checkbox"/> B (Gazetted) <input type="checkbox"/> B (Non-Gazette) <input type="checkbox"/> C <input type="checkbox"/> D <input type="checkbox"/> E <input type="checkbox"/> Other		
Service (Optional)	<input type="checkbox"/> IAS <input type="checkbox"/> IPS <input type="checkbox"/> IFS <input type="checkbox"/> Group A <input type="checkbox"/> Group B <input type="checkbox"/> Other		
Basic Pay*	<input type="text"/>		
Pay Scale (Optional)	<input type="text"/>		
Name of the office*	<input type="text"/>		
Department*	<input type="text"/>		
Ministry*	<input type="text"/>		
DDO Registration Number*	<input type="text"/>	PAO / CDDO / PrAO Registration Number*	<input type="text"/>

*Qualifying Service as defined in Regulation 2(k) read with Regulation 13 of PFRDA (Operationalisation of Unified Pension Scheme under NPS) Regulation, 2025

It is certified that Shri./Smt./Kumari _____ is employed in this office and the details provided in this subscriber registration form have been verified as per service record. The given address and officially valid documents (OVDs) of KYC are verified by this office. Also, it is further certified that he/she has read entries/entries have been read over him/her by us and got confirmed by him/her.

Name of DDO		Name of PAO	
Signature of DDO		Signature of PAO	
DDO Code No. (As per record in CRA System)		PAO Code No. (As per record in CRA System)	
Seal of DDO		Seal of PAO	
Date		Date	
Place		Place	

ACKNOWLEDGEMENT

Name of the Subscriber Date of Receipt of Application :

INSTRUCTIONS FOR FILLING THE SUBSCRIBER REGISTRATION FORM

General guidelines

- (a) Please fill in legible handwriting to avoid errors. Do not overwrite. Corrections should be countersigned by the applicant. Applications incomplete in any aspect (or) if mandatory fields are left blank (or) with unclear photograph (or) not accompanied by required documents (or) not authenticated by the Nodal Office are liable to be rejected.
- (b) Copies of documents submitted by the applicant should be self-attested.
- (c) Applicant is advised to retain the acknowledgement slip signed / stamped by the designated nodal officer where they submit the application.

Sl	Item No	Item Details	Instructions
1	1	Fathers Name, Mother's Name	(a) If the name has more than 30 digits, fill Annexure II for the same. (b) If the applicant is an Orphan, he/she may leave the fields blank. However, an official document to support the status to be submitted.
		Politically Exposed Person	Politically Exposed Person's (PEPs) are individuals who are or have been entrusted with prominent public functions such as heads of state or of the government, senior politicians, senior government, judicial or military officials, senior executives of state-owned corporations, important political party officials.
2	2	Proof of Identity	If the applicant is submitting Aadhaar as proof of Identity, the first 8 digits of the Aadhaar number should be redacted / masked on the submitted copy.
3	5	Bank Details	For UPS account opening through physical form (FORM A1) bank details and documentary proof are mandatory. Please submit a cancelled cheque / copy of bank passbook / bank statement / bank certificate / letter from Bank containing applicant's Name, Bank Name, Bank Account Number and IFS Code.
4	6	Selection of Pension Fund (PF) & Investment Choice	Government employee/subscribers can exercise choice of Pension Funds and allocate their investments either in Asset Class 'G' under 'Active Choice' or in Life Cycle Funds - LC 50 or LC 25 under 'Auto Choice'. If no choice is provided, the contributions will be distributed among the default Pension Funds and investment pattern selected by the Government.
5	7 & 8	FATCA & CRS Declaration / Signature by Applicant	Clarification / Guidelines on filling details if applicant residence for tax purposes in jurisdiction(s) outside India: <ul style="list-style-type: none"> Jurisdiction(s) of Tax Residence : Since US taxes the global income of its citizen, every US citizen of whatever nationality, is also a resident for tax purpose in USA. Tax identification Number (TIN) : TIN need not be reported if it has not been issued by the jurisdiction. However, if the said jurisdiction has issued a high integrity number with an equivalent level of identification (a "Functional equivalent"), the same may be reported. Examples of that type of number for individual include, a social security/insurance number, citizen/personal identification/services code/number and resident registration number). In case applicant is declaring US person status as 'No' but his/her Country of Birth is US, document evidencing Relinquishment of Citizenship should be provided or reasons for not having relinquishment certificate is to be provided. In case applicant is declaring US person status as 'Yes', provide PAN and 'father name' in addition to details required under section 9 of form. In case the applicant is unable to affix signature, Left Thumb Impression in case of male and Right Thumb Impression in case of female should be affixed and in case there is no hands, toe impression of the applicant to be provided. The thumb / toe impression should be attested by two persons, one of whom should be the designated nodal officer attesting the same under his/her official seal and stamp.

General Information for Subscribers

- a) The Subscriber can obtain the status of his/her application from CRA and respective Nodal Office.
- b) Subscribers are advised to retain the acknowledgement slip signed/ stamped by the designated respective nodal office where they submit the application.
- c) For more information / clarifications, contact CRA:

Website: <https://www.npscra.nsdl.co.in>
Call: 020 6906 6906
Address: Central Recordkeeping Agency (CRA)
Protean eGov Technologies Limited
(formerly NSDL e-Governance Infrastructure Limited)
1st Floor, Times Tower, Kamala Mills Compound, Senapati Bapat Marg,
Lower Parel (W), Mumbai - 400013

Annexures - Subscriber Registration Form for Government Sector applicants (Tick and fill applicable annexures below)☐ **Annexure I - Print PRAN Card in Hindi** (Fill the details in Devnagri script)**Applicant's First Name**

Middle Name

Last Name

Father / Mother's First Name

Middle Name

Last Name

☐ **Annexure II - If Alphabets of name exceeded the space provided on page 1 of the application form****Applicant's First Name**

Middle Name

Last Name

Father's First Name

Middle Name

Last Name

Mother's First Name

Middle Name

Last Name

UNIFIED PENSION SCHEME (UPS) – SUBSCRIBER MIGRATION FORM - Government Sector

[See Regulation 4]

Exercise of Option by an eligible Central Government employee presently subscribed to National Pension System (NPS) For being covered under Unified Pension Scheme (UPS)

Protean eGov Technologies Limited (formerly NSDL e- Governance Infrastructure Ltd.)

I, Son/ Daughter of Mr/Mrs. being a subscriber of NPS as on 01/04/2025 with permanent retirement account number (PRAN), having read and fully understood the provisions of Unified Pension Scheme (UPS) as notified by Central Government vide notification F.No. FX-1/3/2024-PR dated 24/01/2025 and PFRDA (Operationalisation of Unified Pension Scheme under National Pension System) Regulations, 2025 as amended from time to time, and being eligible to opt for Unified Pension Scheme, do hereby exercise the option to be covered under Unified Pension Scheme (UPS).

Further, I hereby acknowledge that this option exercised by me shall be final and irrevocable.

I authorize the CRA, NPS Trust or any other entity connected with UPS to collect and share data / details of my necessary personal information for the purpose of the said scheme regulated under the PFRDA Act, 2013 and the relevant regulations notified thereunder.

Signature / Thumb Impression* of Applicant
(*LTI in case of males and RTI in case of females to be provided. Toe impression in case no hands)

Place : _____

Date

--	--	--	--	--	--	--	--	--	--

(To be filled and certified by the DDO based on Service records)


Employment Details (At the time of exercise of UPS option)											
Employee Code/ID											
Date of commencement of qualifying service (Qualifying Service as defined in Regulation 2(k) read with Regulation 13)	<table border="1"> <tr> <td></td><td></td><td></td><td></td><td></td><td></td><td></td><td></td><td></td><td></td> </tr> </table>										
Current Month Basic Pay											
Non-Practicing Allowance (NPA), if applicable											
Schedule date for next increment	<table border="1"> <tr> <td></td><td></td><td></td><td></td><td></td><td></td><td></td><td></td><td></td><td></td> </tr> </table>										

Signature & Name of DDO		Signature & Name of PAO	
DDO Reg. No.		PAO Reg. No.	
Date :	Place :	Date :	Place :

Note/Instruction:

- The duly signed copy of this Form shall be kept DDO in employee's service record and a copy of the same shall be provided to the employee for his record.
- DDO shall input the Head of Office verified data in the Central Record Keeping System and in case of physical submission of form by the subscriber, the DDO shall upload a copy of this duly signed option form. PAO shall authorise and approve the option exercised by the subscriber in the CRA system through their login.

Protean eGov Technologies Limited



protean

Change is growth

**Standard Operating Procedure
on
Shifting from NPS to UPS – Initiation by Subscriber
(Online Procedure)**

©2025 Protean eGov Technologies Limited (Formerly known as NSDL e-Governance Infrastructure Limited), All rights reserved. Property of Protean eGov Technologies Limited.

No part of this document may be reproduced or transmitted in any form or by any means, electronic or mechanical, including photocopying or recording, for any purpose, without the express written consent of Protean eGov Technologies Limited.

Shifting from NPS to UPS - Initiation by Subscriber

REVISION HISTORY

Sr. No.	Date	Version	Section Number	Description of Change
1	22/3/2025	1.0	-	Initial Version

Shifting from NPS to UPS – Initiation by Subscriber**Acronyms and Abbreviations**

The following acronyms and abbreviations have been used in this document:

ACRONYM	DESCRIPTION
CRA	Central Recordkeeping Agency
PFRDA	Pension Fund Regulatory and Development Authority
UPS	Unified Pension Scheme
NPS	National Pension System
PRAN	Permanent Retirement Account Number
Pr.AO	Principal Accounts Office
PAO	Pay & Accounts Office
DTA	Directorate of Treasuries and Accounts
DTO	District Treasury Office

Shifting from NPS to UPS - Initiation by Subscriber

Index

Sr No	Topic
1	Background
2	Shifting from NPS to UPS - Initiation of request by Subscriber

Shifting from NPS to UPS – Initiation by Subscriber

Background:

The Unified Pension Scheme (UPS) has been introduced as an option under the National Pension System (NPS) by the Central Government for the Central Government employees covered under NPS so that they may receive an assured payout after their retirement. It is a 'fund-based' payout system which relies on the regular and timely accumulation and investment of applicable contributions (from both the employee and the employer (the Central Government)) for grant of monthly payout to the retiree.

The Unified Pension Scheme shall be made operational from April 1st, 2025.

An existing Central Government employee in service as on April 1st, 2025, who is covered under NPS, can opt for UPS by shifting their NPS account under UPS.

This document explains the Standard Operating Procedure (SoP) regarding the process to initiate request for shifting from NPS to UPS for eligible Subscribers.

The Subscriber can shift from NPS to UPS by the following two methods:

1. Offline mode - Eligible Subscriber submits **A2 Form** to the respective nodal office. The office would process the shifting through CRA transaction website. Form A2 can be downloaded by clicking on <https://www.npscra.nsdl.co.in/ups.php>
2. Online mode – The eligible Subscriber can initiate the shifting request on their own through the e-NPS portal. Detailed steps for the same are provided below.

Shifting from NPS to UPS – Initiation by Subscriber

Online mode: Steps to initiate shifting from NPS to UPS

A: Initiation of request by Subscriber

1. The Subscriber needs to go to the link <https://enps.nsdl.com/eNPS/NationalPensionSystem.html> and click on NPS To UPS Migration under the **Unified Pension Scheme** menu.



Figure 1

2. The Subscriber needs to provide his/her PRAN and DOB details and enter the captcha and click on verify PRAN.

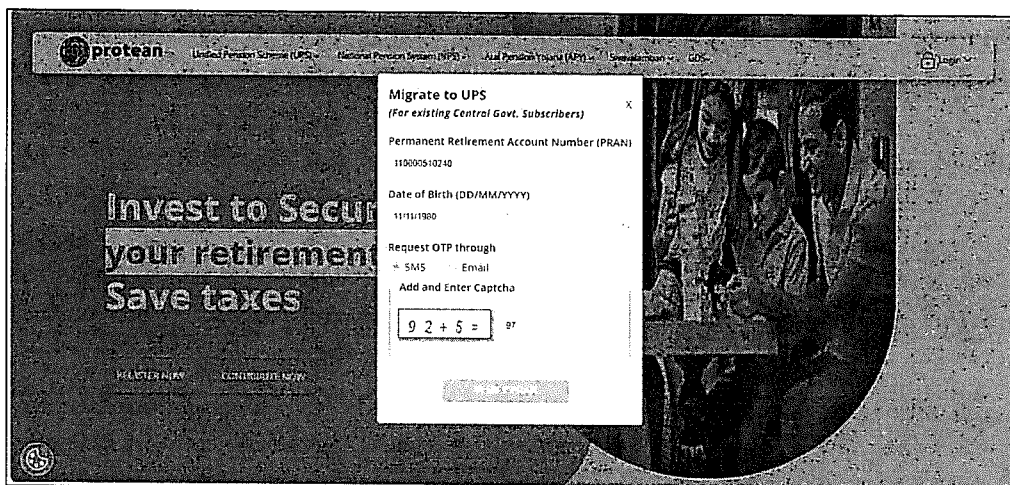


Figure 2

Shifting from NPS to UPS – Initiation by Subscriber

3. A One-time password (OTP) will be sent on either mobile number or Email ID of the Subscriber, which has been registered in CRA. The Subscriber will be required to enter the **OTP** in the given box.

Figure3

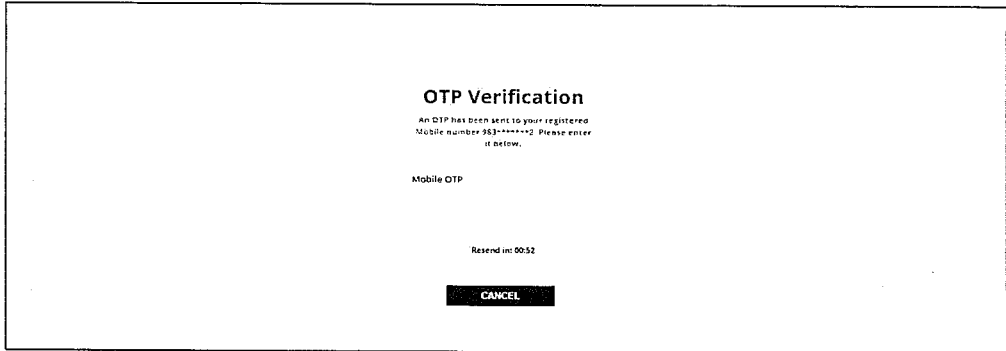


Figure 3

4. On submission of OTP, a declaration window will pop-up. The Subscriber is required to read & submit declaration by opting selection of the declaration and then click on **"Proceed to e-Sign"** option. (Refer figure 4 and 5).

NPS to UPS Migration Declaration

I, **Dileep Rajendra Mahato** Son/Daughter of Mr./Mrs. **ABCD** being a subscriber of NPS as on 01/04/2025 with permanent retirement account number (PRAN) **110197055609**, having read and fully understood the provisions of Unified Pension Scheme (UPS) as notified by Central Government vide notification F. No. FX-1/3/2024-PR, dated 24/01/2025 and PFRDA (Operationalisation of Unified Pension Scheme under National Pension System) Regulations, 2025 as amended from time to time, and being eligible to opt for Unified Pension Scheme, do hereby exercise the option to be covered under Unified Pension Scheme (UPS).

Further, I hereby acknowledge that this option exercised by me shall be final and irrevocable.

I authorize the CRA, NPS Trust or any other entity connected with UPS to collect and share data / details of my necessary personal information for the purpose of the said scheme regulated under the PFRDA Act, 2013 and the relevant regulations notified thereunder.

Date: **24/03/2025**

Name: **Dileep Rajendra Mahato**



PROCEED TO e-SIGN

Figure 4

Note: The above declaration mentions that the shifting option exercised by the Subscriber is final and irrevocable.

Shifting from NPS to UPS – Initiation by Subscriber

NPS to UPS Migration Declaration

I, **Dileep Rajendra Mahato** Son/Daughter of Mr./Mrs. **ABCD** being a subscriber of NPS as on 01/04/2025 with permanent retirement account number (PRAN) **110197055609**, having read and fully understood the provisions of Unified Pension Scheme (UPS) as notified by Central Government vide notification F. No. FX-1/3/2024-PR, dated 24/01/2025 and PFRDA (Operationalisation of Unified Pension Scheme under National Pension System) Regulations, 2025 as amended from time to time, and being eligible to opt for Unified Pension Scheme, do hereby exercise the option to be covered under Unified Pension Scheme (UPS).

Further, I hereby acknowledge that this option exercised by me shall be final and irrevocable.

I authorize the CRA, NPS Trust or any other entity connected with UPS to collect and share data / details of my necessary personal information for the purpose of the said scheme regulated under the PFRDA Act, 2013 and the relevant regulations notified thereunder.

Date: 24/03/2025

Name: **Dileep Rajendra Mahato**



PROCEED TO eSIGN



Figure 5

- Subscriber must complete e-Sign verification by submission of Virtual Identification (VID- 16 digit no) /Aadhaar details. On entering the VID/Aadhaar details, the Subscriber needs to select the tab "send OTP".

protean

National Pension System Trust has requested to Digitally sign the document

Transaction ID: UKC:eSign:2520:20250312153922241 dated 2025-03-12T15:39:27

English Play audio Stop audio

Please click on the checkbox and enter Aadhaar/Virtual ID

☒ I hereby authorize Protean eGov Technologies Limited (formerly NSDL e-Governance Infrastructure Limited) to -

1. Use my Aadhaar / Virtual ID details (as applicable) eSigning the registration document / service requests under National Pension System (NPS)/Atal Pension Yojana (APY) for/with National Pension System Trust and authenticate my identity through the Aadhaar Authentication system (Aadhaar Based e-KYC services of UIDAI) in accordance with the provisions of the Aadhaar (Targeted Delivery of Financial and other Subsidies, Benefits and Services) Act, 2016 and the allied rules and regulations notified thereunder and for no other purpose.
2. Authenticate my Aadhaar / Virtual ID through OTP or Biometric for authenticating my identity through the Aadhaar Authentication system for obtaining my e-KYC through Aadhaar based e-KYC services of UIDAI and use my Photo and Demographic details (Name, Gender, Date of Birth and Address) eSigning the registration document / service requests under National Pension System (NPS)/Atal Pension Yojana (APY) for/with National Pension System Trust.
3. I understand that Security and confidentiality of personal identity data provided, for the purpose of Aadhaar based authentication is ensured by Protean eGov Technologies Limited and the data will be stored by Protean eGov Technologies Limited till such time as mentioned in guidelines from UIDAI from time to time.

VID/Aadhaar:

SEND OTP

Click here to generate Virtual ID. Click here to generate Virtual ID in lieu of Aadhaar.

NSDL e-Gov is now **protean**

Figure 6

Shifting from NPS to UPS – Initiation by Subscriber

- OTP will be sent to the Subscriber on his/her mobile number registered with Aadhaar. The Subscriber needs to enter OTP and click on **verify OTP**.

protean

National Pension System Trust has requested to Digitally sign the document
Transaction ID: UKC:eSign:2520:20250312153922241 dated 2025-03-12T15:39:27

English Play audio Stop audio

Please click on the checkbox and enter Aadhaar/Virtual ID
I hereby authorize Protean eGov Technologies Limited (Formerly NSDL e-Governance Infrastructure Limited) to -

1. Use my Aadhaar / Virtual ID details (as applicable) eSigning the registration document / service requests under National Pension System (NPS)/Atal Pension Yojana (APY) for/with National Pension System Trust and authenticate my identity through the Aadhaar Authentication system (Aadhaar based e-KYC services of UIDAI) in accordance with the provisions of the Aadhaar (Targeted Delivery of Financial and other Subsidies, Benefits and Services) Act, 2016 and the allied rules and regulations notified thereunder and for no other purpose.
2. Authenticate my Aadhaar / Virtual ID through OTP or Biometric for authenticating my identity through the Aadhaar Authentication system for obtaining my e-KYC through Aadhaar based e-KYC services of UIDAI and use my Photo and Demographic details (Name, Gender, Date of Birth and Address) eSigning the registration document / service requests under National Pension System (NPS)/Atal Pension Yojana (APY) for/with National Pension System Trust.
3. I understand that Security and confidentiality of personal Identity data provided, for the purpose of Aadhaar based authentication is ensured by Protean eGov Technologies Limited and the data will be stored by Protean eGov Technologies Limited till such time as mentioned in guidelines from UIDAI from time to time.

ENTER OTP : _____

Verify OTP **Resend OTP**

NSDL e-Gov is now **protean**

Successful otp sent on registered mobile/email id.

Figure 7

- On successful verification, shifting request will get captured successfully and acknowledgement number will be generated (as shown in figure 8).

NPS to UPS Migration Confirmation

NPS to UPS Migration request initiated successfully

PRAN	110117060766
Name of the Subscriber	Ashwin Vijay Khimoye
Acknowledgement Number	N12012025131004567
Acknowledgement Date	12/03/2025

DOWNLOAD e-SIGNED MIGRATION FORM

Figure 8

The Subscriber can download e-Signed Subscriber shifting form (Migration form) from NPS to UPS for future reference.
